

CODESPARK



**How Do I Access
My Student Profile?**

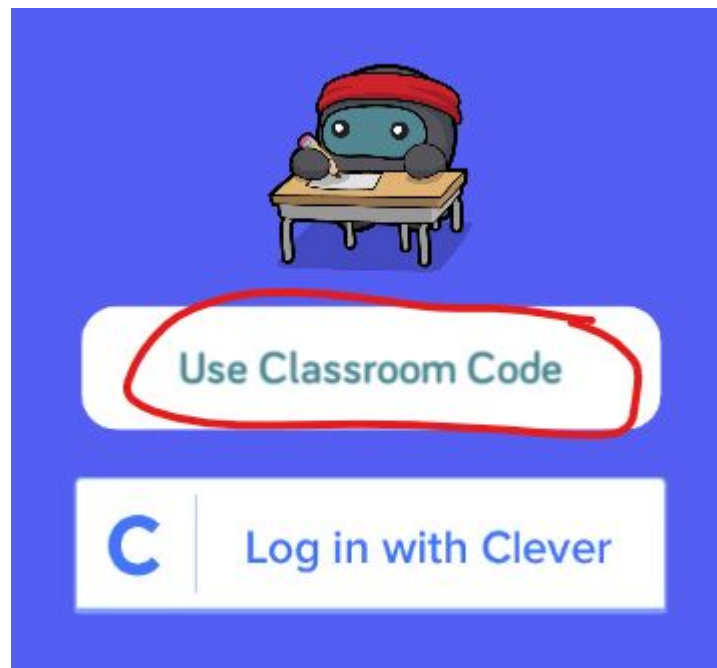
HOW TO ACCESS CODESPARK FOR THE FIRST TIME

- Click on the link for CodeSpark from the STEAM Lab website or type it into your browser: codespark.com/play/
- When the page loads, click on “Schools” in the top left corner.



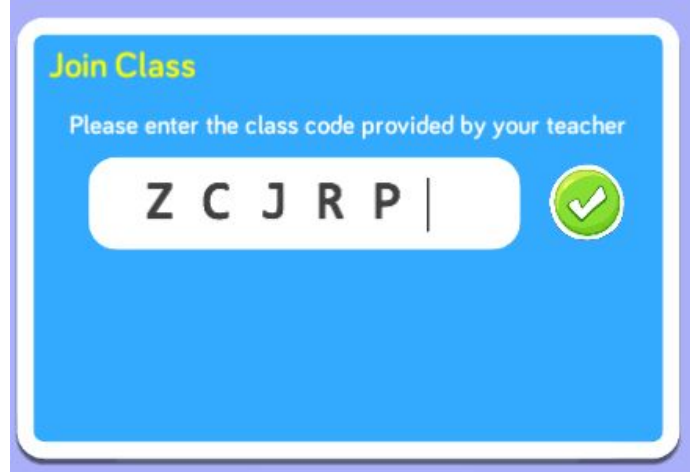
HOW TO ACCESS CODESPARK FOR THE FIRST TIME

- Click on “Students” and then “Use Classroom Code”



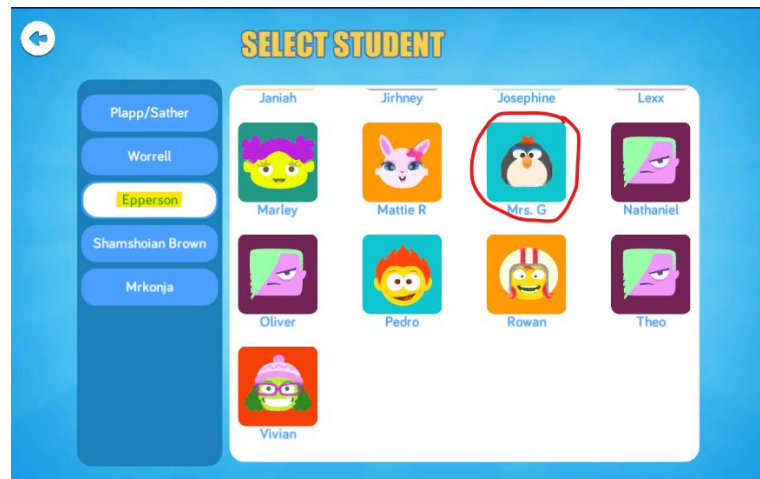

HOW TO ACCESS CODESPARK FOR THE FIRST TIME

- Enter the code listed on the STEAM Lab website for your classroom and click the green checkmark.
 - You should only need to enter the Class Code once.
 - **Each class has their own unique code. Make sure you enter the code for your class!



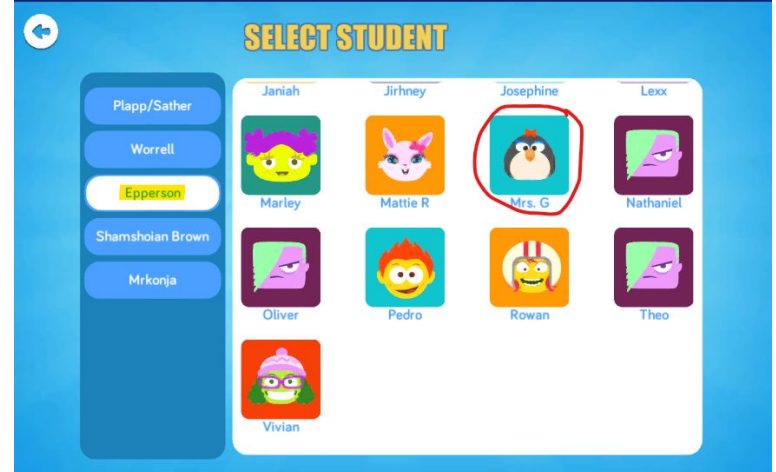
HOW TO ACCESS CODESPARK FOR THE FIRST TIME

- Once you click the green checkmark, it will take you back to the main page. Push the play icon.
 - **Your class** should be listed on the left side of the page. Scroll through to find your name and then click on it to load your progress.




ONCE YOU'VE ACCESSED CODESPARK

- Once you've loaded CodeSpark for the first time, the logon process is easier for additional use. When CodeSpark loads, push the play icon.
 - Your class should be listed on the left side of the page. Scroll through to find your name and then click on it to load your progress.



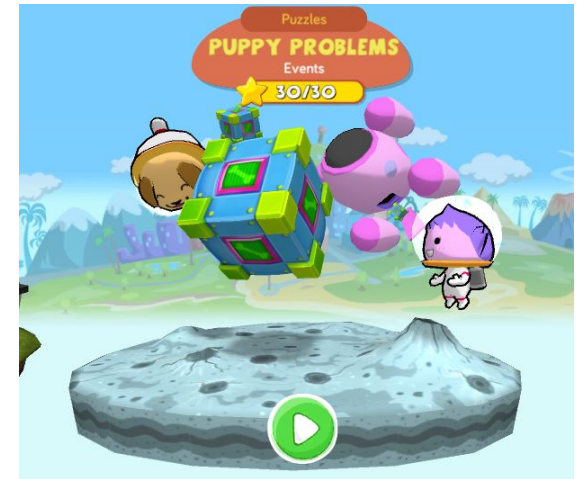
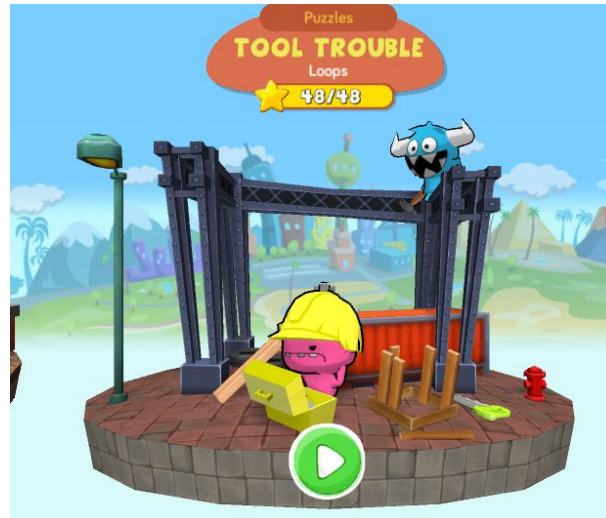
ONCE YOU ARE LOGGED ONTO CODESPARK

- There may be boxes with prizes when you first log on. Go ahead and open each box.
- On the main page, there is an option for Puzzles, Create, or Explore.



ONCE YOU ARE LOGGED ONTO CODESPARK

- Click on Puzzles
 - This is the section in CodeSpark students were working on in the STEAM Lab prior to school closure.
 - Any section that has not yet been completed may be played.



ONCE YOU ARE LOGGED ONTO CODESPARK

- Once you choose a section, it will show the available levels.
- Completed levels will show stars.
- Levels will unlock when the previous levels have been completed.



HOW TO PLAY

- Use the options from the bottom to move your character.
 - Once the code is completed, click on your character to start the code.
 - The goal for each level is to get 3 stars by creating the correct code to get your character to the item (food, tool, animal, etc) and collect the green gems on the way.



QUESTIONS?

I'm here to help!

If you have any issues logging on or accessing the CodeSpark content, feel free to email me at cblackmon@sandi.net

